




Product Function

Measurement of primary and secondary current, transformation ratio, phase, polarity and phase sequence of current transformers below 35kV.

Product Features

1. Simultaneous testing of three channel low voltage lines can directly confirm the corresponding phase relationship between the high voltage end and the low voltage end, Secondary lines do not require measurement many times by clamp.
2. Current clamp adopts high performance Permalloy core and magnetic shield technology, with strong anti-interference, high accuracy and test of stability.
3. The high voltage clamp adopts innovative automatic plug and pull structure makes it easy to clamp or withdraw the tested wire by pressing or pulling the insulation rod, saving time and convenient.
4. Data hold and data storage function. Data upload function

Technical Specification

Technical Specification		ETCR9500C-008	ETCR9500C-030
Model			
Applicable Place	Suitable for testing in places with dense flat cable of secondary line	Suitable for testing in places with large wire diameter of secondary lines.	
Primary CT Size	Jaw Size: φ48mm Shape Size: 255mmX95mmX39mm	Jaw Size: φ48mm Shape Size: 255mmX95mmX39mm	
Secondary CT Size	Jaw Size: φ16mm Shape Size: 110mmX53mmX22mm	Jaw Size: 25mmX30mm Shape Size: 115mmX70mmX33mm	
Primary Current Test Accuracy	Range: 0.0A~800A; Resolution: 0.1A; Accuracy: ±0.5%FS (23℃±3℃, below 70%RH, the detected conductor is in the center position of the clamp);	Range: 0.0A~800A; Resolution: 0.1A; Accuracy: ±0.5%FS (23℃±3℃, below 70%RH, the detected conductor is in the center position of the clamp);	
Secondary Current Test Accuracy(3 channel current display same screen)	Range: 0.00mA~5A; Resolution: 0.01mA; Accuracy: ±0.5%FS	Range: 0.00mA~10A; Resolution: 0.01mA; Accuracy: ±0.5%FS	
Transformation Ratio Measurement Range	1~500	1~500	
Power Supply	DC6V alkaline dry batteries (LR03 1.5V X 4PCS)		
Host Dimension	165mmX78mmX42mm		
Insulation Rod Dimension	About 4300mm		
Insulation Rod Withstand Voltage	110kV		
Weight	5kg (including insulation rod and accessories)		
Transmission Distance	Primary current clamp wireless transmission distance 100m		
Connection Cable	Secondary current clamp connection cable 2m		
Data Storage	1500 groups, Press the left arrow key to keep the data and store automatically (Power down or replace the battery will not lose data)		
Data Hold	Press the left arrow key to hold data, "HOLD" symbol display, press "HOLD" key once again cancel the hold function		
Data Access	Press the right arrow key enter into data access mode		
Overflow Display	Exceed measure range overflow function: "OL" symbol display		
No Signal Indication	When the receiver has not received transmit signal, dynamic display "no- -"symbol.		
Automatic Shut Down	15 minutes after boot up, the meter shuts down automatically without any operation		
Battery Voltage	When battery voltage is lower than 4.8V, low battery voltage symbol "  " will display and remind to replace battery.		
External Interference	Should avoid extremely strong electromagnetic fields, avoid 315MHz, 433MHz same-frequency signal interference		
Working Temperature	-15℃~50℃; Below 70%RH		
Accessories	Receiver: 1PCS; Primary current clamp: 1PCS; Secondary current clamp: 3PCS; USB special communication cable: 1PCS; Telescopic insulating rod: 1PCS; Tool bag: 1PCS; Alkaline battery LR03: 8PCS		